



### THE SLEEPING BEAUTY

#### Summary

After many years of waiting, a beautiful princess is born to a king and queen. At the princess' christening, fairies present her with the gifts of beauty, wisdom and charm. During the celebration, an evil fairy puts a curse on the princess that, at age fifteen, will cause the princess to prick her finger on a spinning wheel spindle and die. The Lilac Fairy changes the spell so that the princess will only sleep for a hundred years, rather than die. The king then orders every spinning wheel in the kingdom to be burned in an attempt to save the princess.

While wandering about the castle on her fifteenth birthday, the princess comes upon an old woman in a tower. The old woman persuades the princess to use her spinning wheel. As had been predicted, the princess pricks her finger and falls into a deep sleep. Others in the castle fall asleep as well. Soon the entire castle is covered by a thick growth of roses.

After a hundred years have passed, a prince comes upon the castle. An old man tells him the story of the sleeping beauty. The prince decides to rescue the princess, and when he finds the princess he awakens her with a kiss. Afterwards, they are married and live happily ever after.



#### Vocabulary

christening	wisdom
wicked	crimson
spindle	wandering
coaxed	crone
eager	slumbered
thicket	rescue
plumed	

#### Discussion Questions

1. Why did the evil fairy put a curse on the princess?
2. A ballet is a story told with music and dance. Ask the students to listen to the music and describe some of the ways that ballet music is different from other dance music.
3. Why did the old woman in the tower want the princess to use the spinning wheel? Could it be that the old woman was really someone else? Who?

#### Activities

1. Listen to the wedding part of the ballet. Encourage students to draw the various characters who have special dances at the wedding. This could be done as part of a mural on the chalkboard.
2. Ask students to make up stories to go with a music selection that they bring into class from home. The selection doesn't have to be classical, but it should be instrumental. Ask students to share their music and stories with the class.



#### About the Composers

Gioacchino Antonio Rossini was born in Pesaro, Italy, in 1792. He wrote many popular operas, the most celebrated being *The Barber of Seville*. His masterpiece, *William Tell*, was written in French after the composer's move to Paris in 1824. Later in his life he stopped writing operas and began composing small vocal and instrumental pieces.

Peter Illich Tchaikovsky was the first Russian composer to achieve international fame. Born in 1840, he is well known for his six symphonies, which are considered masterpieces. The three ballets, *Swan Lake*, *The Sleeping Beauty*, and *The Nutcracker* are testimonials to the fact that he was and remains as the greatest master of the classic ballet. Tchaikovsky's other works include operas, chamber music, and vocal music.



#### RELATED READING

Andersen, Hans Christian. *The Swineherd*. North-South Books; dist. by Holt, 1987.

Andersen, Hans Christian. *The Ugly Duckling*. As told by Marianna Meyer. Macmillan, 1987.

Brett, Jan. *Goldilocks and the Three Bears*. Dodd, 1987.

Browning, Robert. *The Pied Piper of Hamelin*. Lothrop, 1986.

dePaola, Tomie. *Tomie dePaola's Mother Goose*. Putnam, 1985.

Grimm, Jacob and Wilhelm Grimm. *The Twelve Dancing Princesses and Other Tales from Grimm*. Ed. by Naomi Lewis. Dial, 1986.

Hewitt, Kathryn. *The Three Sillies*. HBJ, 1986.

Jennings, Linda. *The Sleeping Beauty: The Story of the Ballet*. Hodder & Stoughton; dist. by David & Charles, 1987.

Lobel, Arnold (ed.). *The Random House Book of Mother Goose*. Random, 1986.

Prokofiev, Sergei. *Peter and the Wolf*. Viking Kestrel, 1986.

Quackenbush, Robert. *Once Upon a Time! A Story of the Brothers Grimm*. Prentice-Hall, 1985.

*The Mother Goose Songbook: Nursery Rhymes to Play and Sing*. Arranged by Carol Barratt. William Heinemann; dist. by David & Charles, 1985.



CLEARVUE, INC.  
6465 NORTH AVONDALE  
CHICAGO, IL 60631

©1990 CLEARVUE, INC.  
PRINTED IN USA

## Teacher's Guide More Favorite Music Stories, Volume 3

CLEARVUE CLASSROOM VIDEO KIT NUMBER CMU6909

#### Kit Contents

Video Cassette  
Kit Teacher's Guide  
6 Reproducible Worksheets

#### Introduction

*More Favorite Music Stories, Volume 3* provides an excellent introduction to classical music through the telling of two classic tales. The story of *William Tell* is told in the form of Gioacchino Rossini's famous opera. The second selection, *The Sleeping Beauty*, is a ballet by Peter Illich Tchaikovsky. Used together with discussion and activities, these musical stories are designed to develop both an appreciation of music and an interest in classic tales.




#### Notes on Utilization

To prepare a lesson plan around an individual video presentation, the teacher should refer to the relevant part of this guide for background information and activity suggestions and examine the corresponding Reproducible Worksheets. Teachers will generally find that repetition of the program increases student interest in the stories and the music.

#### Presenting the Program

1. Preview the video cassette noting the introduction of vocabulary and important story elements. Help generate class interest and anticipation by introducing background information about the stories and music which you are about to present. You might also provide students with information about the authors and composers, and the time and place in which their stories and compositions originated.
2. Present the program to the students. The students will gain familiarity with the story presentation and the music.
3. Follow with a discussion period to check for comprehension.
4. Distribute the reproducible worksheets for reinforcement of concepts.

5. Use the activities suggested to develop further interest in music and story appreciation.
6. Show the program a second time for enrichment.



### WILLIAM TELL

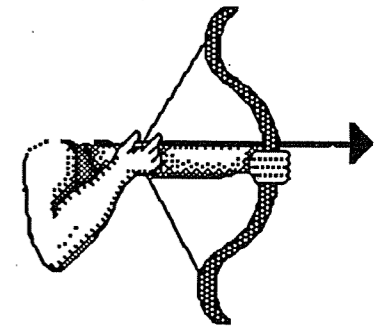
#### Summary

Well known for his archery skills, William Tell is beloved by the Swiss people. One day, Tell and his son, Jemmy, are walking through a village. Perched on a tall pole is one of the hats of a cruel Austrian tyrant named Gessler. When Tell refuses to bow to the hat, which is customary, he is seized by Gessler's guards and ordered by the tyrant to shoot an apple off Jemmy's head. Tell hides an arrow in his tunic with which he plans to shoot Gessler if his son is accidentally shot. Tell successfully shoots the apple from Jemmy's head, but Gessler discovers the hidden arrow and orders that Tell be taken across a lake to be put in a dungeon.

As the men cross the lake, Tell escapes during a fierce storm. Once ashore, Tell rallies the Swiss people to fight for their freedom. A long battle ends in victory, and the Swiss people are free once again from tyranny.

#### Vocabulary

cruel	mercy
terror	beloved
refuse	dungeon
tyrant	brave
unite	captor
archer	tunic

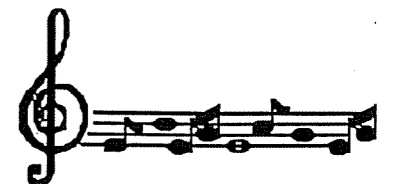


#### Discussion Questions

1. Listen to William Tell's music. Have you ever heard this music before? What words would you use to describe this music?
2. Why does Gessler order Tell to shoot an apple off of his son's head? Why was William Tell a hero to the Swiss people? What did he do to earn this admiration?

#### Activities

1. Play the overture to *William Tell*. Ask students to draw pictures of their favorite scenes, such as where the Swiss fight Gessler's army, or when William Tell shoots the apple off his son's head.
2. Explain that an opera is a story told by singing. Ask students to try to describe the ways in which opera singers are different from other singers.
3. Bring to class a recording of *Madama Butterfly* (by Giacomo Puccini), *The Nutcracker* (by Peter Illich Tchaikovsky), or *The Marriage of Figaro* (by Wolfgang Amadeus Mozart). Play selections from the recording and have students write a scene for the selection played.





# More Favorite Music Stories, Volume 3

Reproducible Worksheet for use with *William Tell*

Name \_\_\_\_\_ Date \_\_\_\_\_

Teacher's Note: Use this worksheet as students view the program, or directly afterwards.

## Can Music Tell the Story?



Listen to the music in *William Tell*. What does the music tell you about the story? About the characters?

Listen to the music during different parts of the story. Write down how the music makes you feel, and the names of all the instruments you hear.

1. When you first see the castle: \_\_\_\_\_

\_\_\_\_\_

2. When you first see Gessler: \_\_\_\_\_

\_\_\_\_\_

3. When Tell shoots the apple off Jemmy's head: \_\_\_\_\_

\_\_\_\_\_

4. During the storm: \_\_\_\_\_

\_\_\_\_\_

5. When Tell frees the Swiss: \_\_\_\_\_

\_\_\_\_\_



# More Favorite Music Stories, Volume 3

Reproducible Worksheet for use with *William Tell*

Name \_\_\_\_\_ Date \_\_\_\_\_

## To Tell the Truth

Read each statement. Write **T** next to each statement that is true. Write **F** next to each statement that is false.

1. \_\_\_\_\_ William Tell's son was named Jemmy.
2. \_\_\_\_\_ William Tell was Gessler's friend.
3. \_\_\_\_\_ William Tell bowed his head to Gessler's hat.
4. \_\_\_\_\_ William Tell safely shot the apple off his son's head.
5. \_\_\_\_\_ Gessler did not discover Tell's hidden arrow.
6. \_\_\_\_\_ Tell planned to shoot Gessler with his hidden arrow.
7. \_\_\_\_\_ Tell helped the Swiss people get their freedom.



# More Favorite Music Stories, Volume 3

Reproducible Worksheet for use with *William Tell*

Name \_\_\_\_\_ Date \_\_\_\_\_

## Tell the Story with a Picture!

Draw a picture of William Tell shooting the apple off Jemmy's head.





# More Favorite Music Stories, Volume 3


Reproducible Worksheet for use with *The Sleeping Beauty*

Name \_\_\_\_\_ Date \_\_\_\_\_

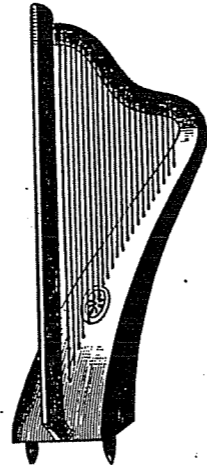
## A Ballet Story

*The Sleeping Beauty* uses words, music and dance to tell a story. It is called a *ballet*.


Which instruments do you hear in the music of *The Sleeping Beauty*? Color each of the instruments below.



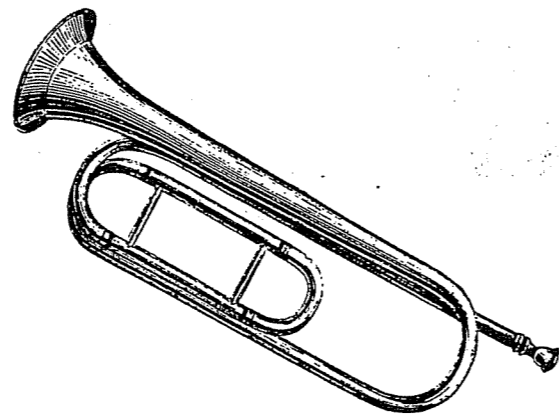
Violin



Harp



Xylophone



Bugle



# More Favorite Music Stories, Volume 3

Reproducible Worksheet for use with *The Sleeping Beauty*

Name \_\_\_\_\_ Date \_\_\_\_\_

## Remembering the Story

Can you remember what happened in *The Sleeping Beauty*?

Complete each statement about the story. Select your answers from the choices in the box.

1. Once upon a time, a beautiful \_\_\_\_\_ was born to a king and queen.
2. The \_\_\_\_\_ put a curse on the princess that was to cause her to die after pricking her finger on a spinning wheel \_\_\_\_\_.
3. The \_\_\_\_\_ changed the spell so that the princess would not die, but only sleep for a hundred years.
4. When the princess turned fifteen, an \_\_\_\_\_ told her to use a spinning wheel.
5. Soon afterwards, the castle was covered with \_\_\_\_\_, and

lilac fairy	princess	old woman
spindle	wicked fairy	roses




# More Favorite Music Stories, Volume 3

Reproducible Worksheet for use with *The Sleeping Beauty*

Name \_\_\_\_\_ Date \_\_\_\_\_

## Matching Pictures and Words

Draw a line from each picture to the word that matches it.



**roses**



**princess**




**prince**




**castle**

1

 **More Favorite Music Stories, Volume 3**  
 Reproducible Worksheet for use with *William Tell*

Name \_\_\_\_\_ Date \_\_\_\_\_

Teacher's Note: Use this worksheet as students view the program, or directly afterwards.

**Can Music Tell the Story?** 

Listen to the music in *William Tell*. What does the music tell you about the story? About the characters?


Listen to the music during different parts of the story. Write down how the music makes you feel, and the names of all the instruments you hear.

1. When you first see the castle: \_\_\_\_\_  
 \_\_\_\_\_
2. When you first see Gessler: \_\_\_\_\_  
 \_\_\_\_\_
3. When Tell shoots the apple off Jemmy's head: \_\_\_\_\_  
 \_\_\_\_\_
4. During the storm: \_\_\_\_\_  
 \_\_\_\_\_
5. When Tell frees the Swiss: \_\_\_\_\_  
 \_\_\_\_\_

© 1991 F. PASTY, INC. Printed in U.S.A.

Answers will vary for Activity Sheets 1 and 3.

2

 **More Favorite Music Stories, Volume 3**  
 Reproducible Worksheet for use with *William Tell*

Name \_\_\_\_\_ Date \_\_\_\_\_


**To Tell the Truth**

Read each statement. Write T next to each statement that is true. Write F next to each statement that is false.

1. T William Tell's son was named Jemmy.
2. F William Tell was Gessler's friend.
3. F William Tell bowed his head to Gessler's hat.
4. T William Tell safely shot the apple off his son's head.
5. F Gessler did not discover Tell's hidden arrow.
6. T Tell planned to shoot Gessler with his hidden arrow.
7. T Tell helped the Swiss people get their freedom.

© 1991 F. PASTY, INC. Printed in U.S.A.


3

 **More Favorite Music Stories, Volume 3**  
 Reproducible Worksheet for use with *William Tell*

Name \_\_\_\_\_ Date \_\_\_\_\_

**Tell the Story with a Picture!**

Draw a picture of William Tell shooting the apple off Jemmy's head.



© 1991 F. PASTY, INC. Printed in U.S.A.

4


**More Favorite Music Stories, Volume 3**  
 Reproducible Worksheet for use with *The Sleeping Beauty*

Name \_\_\_\_\_ Date \_\_\_\_\_


### A Ballet Story

*The Sleeping Beauty* uses words, music and dance to tell a story. It is called a *ballet*.


Which instruments do you hear in the music of *The Sleeping Beauty*? Color each of the instruments below.




Violin



Harp



Xylophone



Bugle

Answers will vary for Activity Sheet 4.

5

**More Favorite Music Stories, Volume 3**  
 Reproducible Worksheet for use with *The Sleeping Beauty*

Name \_\_\_\_\_ Date \_\_\_\_\_

### Remembering the Story

Can you remember what happened in *The Sleeping Beauty*? Complete each statement about the story. Select your answers from the choices in the box.

- Once upon a time, a beautiful PRINCESS was born to a king and queen.
- The WICKED FAIRY put a curse on the princess that was to cause her to die after pricking her finger on a spinning wheel SPINDLE.
- The LILAC FAIRY changed the spell so that the princess would not die, but only sleep for a hundred years.
- When the princess turned fifteen, an OLD WOMAN told her to use a spinning wheel.
- Soon afterwards, the castle was covered with ROSES, and

lilac fairy
princess
old woman

spindle
wicked fairy
roses


6


**More Favorite Music Stories, Volume 3**  
 Reproducible Worksheet for use with *The Sleeping Beauty*


Name \_\_\_\_\_ Date \_\_\_\_\_


### Matching Pictures and Words

Draw a line from each picture to the word that matches it.









roses

princess

prince

castle