


- Review the program a second time. Ask students to listen to Humperdinck's music as each character enters a scene. How does the music help to tell you how you should feel about each character?




### THE FIREBIRD

#### Summary

While Prince Ivan is hunting, he wanders into an enchanted forest and finds a magic tree covered with golden apples. Flying around the tree and plucking at the fruit is The Firebird. Ivan shoots an arrow at the bird and misses, but still manages to capture it in his hands. When the bird pleads for her freedom, Ivan releases her and receives a magic feather in gratitude.

Suddenly, Ivan is joined by twelve beautiful princesses, who all begin dancing around a tree. They are joined by one princess who is more lovely than all the others. Though the princesses warn Ivan that they are under the spell of an evil ogre named Kastlei, he is undaunted.



Ivan is confronted by Kastlei's demons, but he remembers that the magic feather will protect him. When The Firebird appears, she leads the demons into a wild dance until they are exhausted. Meanwhile, a sleep charm has fallen on the princess, protecting her from Kastlei. The Firebird shows Ivan a magic egg and instructs him to break it in order to kill Kastlei. When

Ivan breaks the egg, the ogre dies and the spell is broken. Afterwards, Ivan is hailed as the new leader, and he and the princess are married.

#### Vocabulary

gratitude	demon
victim	champion
plucking	startled
taunted	captured
enchantment	struggled
dazzling	freedom

#### Discussion Questions

- How does the music at the very beginning of the program make you feel? This is Kastlei's music. Can you think of words that might describe this character? What words might describe the music?
- Why did The Firebird give Ivan a magic feather?
- What kind of place is the enchanted forest? Who does Ivan meet there? Does the music tell you if Ivan is in danger?
- In a ballet, dance is used to help tell a story. What emotions are shown during the dances in The Firebird?

#### Activities

- There are many versions of *The Firebird* legend, of which this is only one. As an assignment, ask students to make up their own stories about The Firebird. What qualities—such as magic powers, or a kind spirit—do students attribute to The Firebird?
- Review the program a second time. What music is played as each of the different characters in *The Firebird* are on screen? How is The Firebird's music different from the music played for the other characters?



#### About the Composers

Born in Bonn, Germany, in 1854, Engelbert Humperdinck wrote the opera *Hansel and Gretel* from a text that his sister had adapted from the famous Grimm's fairytale. Humperdinck's other works include *The Royal Children*, *The Winter's Tale*, and *The Tempest*.

Russian-born composer Igor Stravinsky (1882-1971) gained international fame for his ballets, many of which were based on Russian folktales. His early ballets, *The Firebird* (1910) and *Petrouchka* (1911),

established his reputation as a world class composer. Throughout his career, Stravinsky experimented with a number of innovative-musical styles. Stravinsky became an American citizen in 1945.



**CLEARVUE, INC.**  
6465 NORTH AVONDALE  
CHICAGO, IL 60646

©1990 CLEARVUE, INC.  
PRINTED IN USA

B12P

## Teacher's Guide More Favorite Music Stories, Volume 1

CLEARVUE CLASSROOM VIDEO KIT NUMBER CMU6907

#### Kit Contents

Video Cassette  
Kit Teacher's Guide  
6 Reproducible Worksheets

#### Introduction

*More Favorite Music Stories, Volume 1* provides an excellent introduction to classical music through the telling of two classic tales. The first story is *Hansel and Gretel*, based on Engelbert Humperdinck's famous 1893 opera. The second story is the ballet version of *The Firebird* featuring the great music score by Igor Stravinsky. Used together with discussion and activities, this program will help to develop both an appreciation of music and an interest in classic stories.



#### Notes on Utilization

To prepare a lesson plan around an individual video presentation, the teacher should refer to the relevant part of this guide for background information and activity suggestions and examine the corresponding reproducible worksheets. Teachers will generally find that repetition of the program increases student interest in the stories and the music.

#### Presentation

- Preview the video cassette noting the vocabulary and important story elements. Help generate class interest and anticipation by introducing background information about the stories and music which you are about to present. You might also provide information about the authors and composers, and the time and place in which their stories and compositions originated.
- Present the program to the students. The first viewing should, if possible, be uninterrupted. This will allow students to gain familiarity with the story presentation and the music.

- Follow the presentation with a discussion period to check for comprehension.
- Distribute the Reproducible Worksheets for reinforcement of concepts.
- Use the activities suggested in this Teacher's Guide in order to develop further interest in music and story appreciation.
- Show the program a second time for enrichment.



### HANSEL AND GRETEL

#### Summary

While Hansel and Gretel's parents are away, the children are expected to do chores. As they work, the children sing of their hunger and a neighbor's gift of some milk.

When Hansel and Gretel's mother returns home and finds them idle, she becomes angry and sends them out into the forest to pick berries. Hansel and Gretel become lost, and are frightened until the Sandman makes them sleepy. After Hansel and Gretel say their prayers, they dream that fourteen angels are watching over them.

The next day the children come upon a house which is made entirely of candy, and surrounded by gingerbread children. As Hansel and Gretel eat, a witch comes out of the house and casts a spell which prevents them from running away. The witch then locks Hansel in a cage and begins to fatten him up for eating. But while the witch is away, Gretel finds the witch's wand and breaks the spell, freeing Hansel.

When the witch returns, Gretel pushes her into the oven which has been heating up for Hansel. With the witch dead, the gingerbread children are set free. Soon, Hansel and Gretel's parents find them in the forest and they all return home once more.

#### Vocabulary

slyly	enchantment
delicious	nibble
delight	caution
thrust	opera
silence	spell

#### Discussion Questions

- What are Hansel and Gretel feeling when they sing about the milk? How does the music change when their mother comes home?
- What kind of person is the witch? Does the music help to tell you? What words would you use to describe her?
- How do Hansel and Gretel feel about what happens to the witch at the end of the story? Does the music give you clues about their feelings?
- Opera is a form of drama that uses singing, orchestral music, and sometimes dance to tell a story. How do the songs in *Hansel and Gretel* help to tell the story? Could this story be told without songs?
- Does this story have a lesson or moral? What do Hansel and Gretel learn from their actions?

#### Activities

- Ask students to name some of the elements of folktales. Folktales might include magic, fantasy, heroes and villains, and animal characters. Some folktales also teach a lesson of some kind. See if students can create their own original folktales. What are some of the common elements of folktales that appear in the students' stories?





# More Favorite Music Stories, Volume 1

Reproducible Worksheet for use with *Hansel and Gretel*

Name \_\_\_\_\_ Date \_\_\_\_\_

## Crossword Puzzle

Complete this crossword puzzle about Hansel and Gretel.  
Use the clues below.



	<sup>1d</sup> S				<sup>3d</sup> M
<sup>1a</sup> H	A	N	<sup>2d</sup> S		L
			I		
	<sup>2a</sup> W	I	T	<sup>4d</sup>	
				A	
				G	
<sup>3a</sup> G	R	E	T		

### Across

1. Gretel's brother.
2. She locks Hansel in a cage.
3. She saves Hansel.

### Down

1. What the sandman puts in the childrens' eyes.
2. Hansel and Gretel do this together.
3. What Hansel and Gretel sing about.
4. Where the witch locks up Hansel.



# More Favorite Music Stories, Volume 1

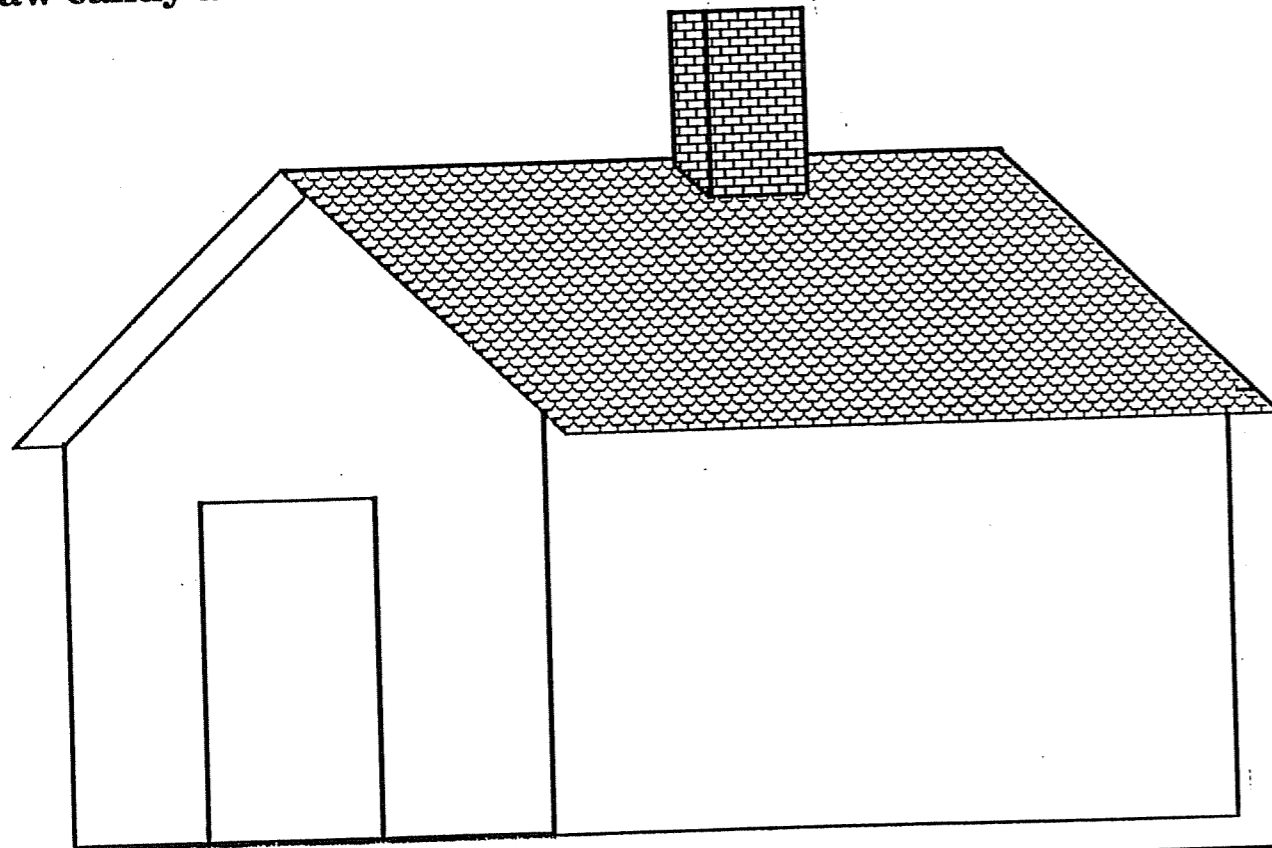
Reproducible Worksheet for use with *Hansel and Gretel*

Name \_\_\_\_\_ Date \_\_\_\_\_

Circle the word in the line that begins with the same letter as the underlined word.

<u>Hansel</u>	mother	Gretel	house
<u>witch</u>	woods	milk	candy
<u>children</u>	oven	chores	angels
<u>forest</u>	Sandman	cage	father

Draw candy and treats on the witch's house. Color your picture.



Printed in U.S.A.



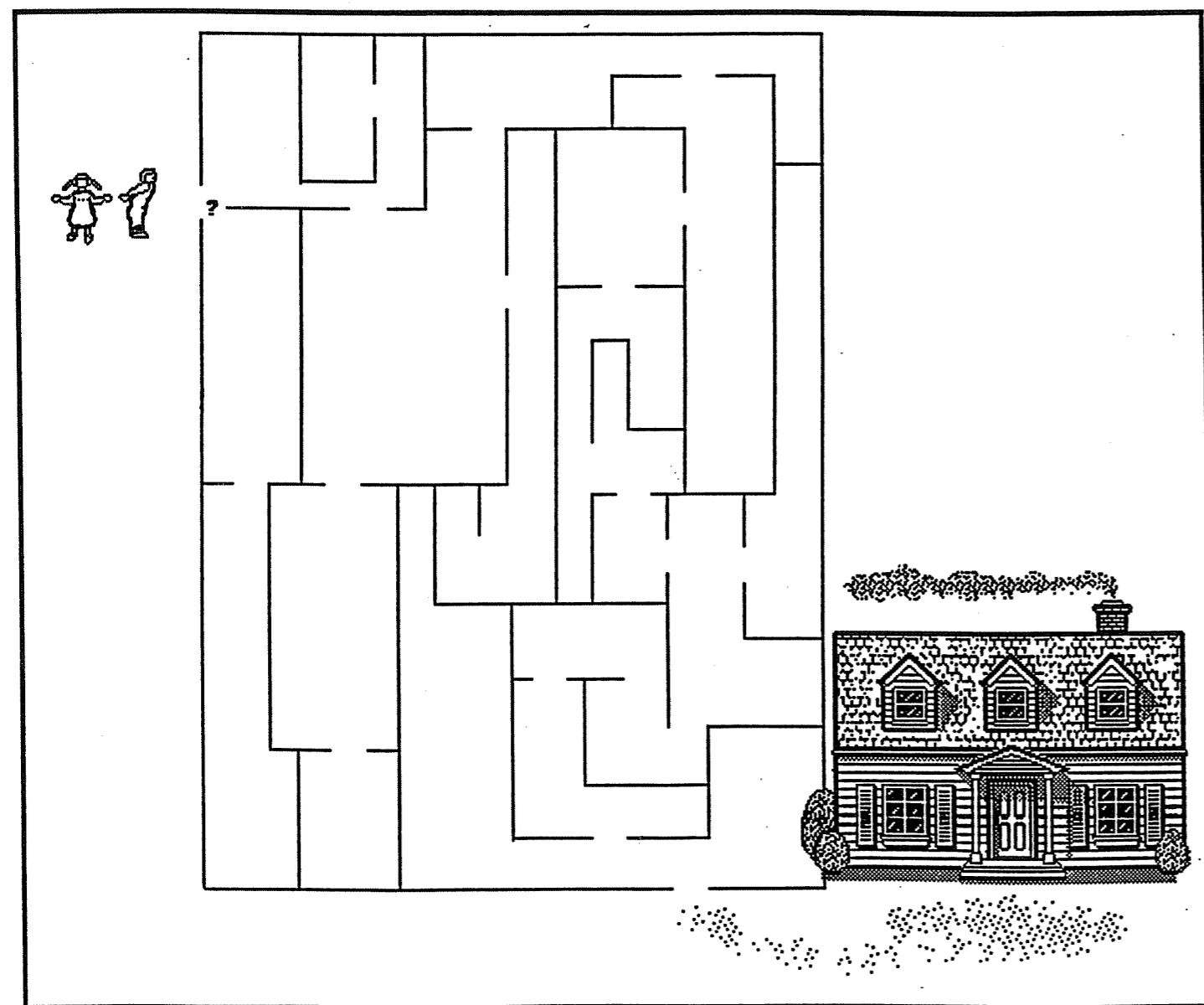
# More Favorite Music Stories, Volume 1

Reproducible Worksheet for use with *Hansel and Gretel*

Name \_\_\_\_\_ Date \_\_\_\_\_

## Can You Find Your Way Home?

Help Hansel and Gretel find their way out of the woods.  
Trace a path from the ? back to their house.





# More Favorite Music Stories, Volume 1

Reproducible Worksheet for use with *The Firebird*

Name \_\_\_\_\_ Date \_\_\_\_\_

Teacher's Note: Use this worksheet as students view the program or directly afterwards.

## The Firebird's Music

Listen to the music in *The Firebird*. Does the music help tell you how you should feel at different parts of the story? In your own words, write about the music and list all of the instruments you hear.

1. When you first see the Firebird: \_\_\_\_\_

\_\_\_\_\_

2. When you see Kastchei's castle: \_\_\_\_\_

\_\_\_\_\_

3. When Kastchei's demons rush Prince Ivan: \_\_\_\_\_

\_\_\_\_\_

4. When the princesses dance: \_\_\_\_\_

\_\_\_\_\_

5. When the Firebird leads Kastchei's demons in a wild dance: \_\_\_\_\_

\_\_\_\_\_



## More Favorite Music Stories, Volume 1

Reproducible Worksheet for use with *The Firebird*

Name \_\_\_\_\_ Date \_\_\_\_\_

### Story Facts

Can you remember what happened in *The Firebird*?

Complete each sentence. Fill in the missing words.

Use words from the list in the box below.

<b>Firebird</b>	<b>magic egg</b>
<b>forest</b>	<b>magic feather</b>
<b>Kastchei</b>	<b>spell</b>

Prince Ivan met The Firebird in the \_\_\_\_\_.  
When Prince Ivan let the Firebird go, she gave him a \_\_\_\_\_.  
An evil ogre named \_\_\_\_\_ put the princesses under a \_\_\_\_\_.  
When Kastchei's demons rushed upon Prince Ivan, the \_\_\_\_\_ protected him. Later, Ivan broke a \_\_\_\_\_ to remove Kastchei's spell.



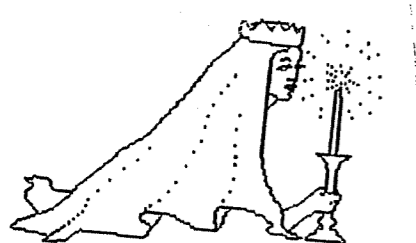
# More Favorite Music Stories, Volume 1

Reproducible Worksheet for use with *The Firebird*


Name \_\_\_\_\_ Date \_\_\_\_\_

## Matching Pictures and Words

Draw a line from the picture to the word that matches it.




**egg**



**princess**



**feather**



**tree**

1

**More Favorite Music Stories, Volume 1**  
 Reproducible Worksheet for use with *Hansel and Gretel*

Name \_\_\_\_\_ Date \_\_\_\_\_

### Crossword Puzzle

Complete this crossword puzzle about Hansel and Gretel. Use the clues below.

**Across**

- Gretel's brother.
- She locks Hansel in a cage.
- She saves Hansel.

**Down**

- What the sandman puts in the childrens' eyes.
- Hansel and Gretel do this together.
- What Hansel and Gretel sing about.
- Where the witch locks up Hansel.

3

**More Favorite Music Stories, Volume 1**  
 Reproducible Worksheet for use with *Hansel and Gretel*

Name \_\_\_\_\_ Date \_\_\_\_\_

### Can You Find Your Way Home?

Help Hansel and Gretel find their way out of the woods. Trace a path from the ? back to their house.

2

**More Favorite Music Stories, Volume 1**  
 Reproducible Worksheet for use with *Hansel and Gretel*


Name \_\_\_\_\_ Date \_\_\_\_\_

Circle the word in the line that begins with the same letter as the underlined word.

<u>Hansel</u>	mother	Gretel	<u>house</u>
<u>witch</u>	<u>woods</u>	milk	candy
<u>children</u>	oven	<u>chores</u>	angels
<u>forest</u>	Sandman	cage	<u>father</u>

Draw candy and treats on the witch's house. Color your picture.

4

 **More Favorite Music Stories, Volume 1**  
Reproducible Worksheet for use with *The Firebird*

Name \_\_\_\_\_ Date \_\_\_\_\_

Teacher's Note: Use this worksheet as students view the program or directly afterwards.

### The Firebird's Music


Listen to the music in *The Firebird*. Does the music help tell you how you should feel at different parts of the story? In your own words, write about the music and list all of the instruments you hear.

- When you first see the Firebird: \_\_\_\_\_  
\_\_\_\_\_
- When you see Kastchei's castle: \_\_\_\_\_  
\_\_\_\_\_
- When Kastchei's demons rush Prince Ivan: \_\_\_\_\_  
\_\_\_\_\_
- When the princesses dance: \_\_\_\_\_  
\_\_\_\_\_
- When the Firebird leads Kastchei's demons in a wild dance: \_\_\_\_\_  
\_\_\_\_\_

© 1996 CLEARVIEW, INC. Printed in U.S.A.

Answers will vary for Activity Sheet 4.

5

 **More Favorite Music Stories, Volume 1**  
Reproducible Worksheet for use with *The Firebird*

Name \_\_\_\_\_ Date \_\_\_\_\_

### Story Facts


Can you remember what happened in *The Firebird*? Complete each sentence. Fill in the missing words. Use words from the list in the box below.

Firebird    magic egg  
forest      magic feather  
Kastchei    spell

Prince Ivan met The Firebird in the FOREST. When Prince Ivan let the Firebird go, she gave him a MAGIC FEATHER. An evil ogre named KASTCHEI put the princesses under a SPELL. When Kastchei's demons rushed upon Prince Ivan, the FIREBIRD protected him. Later, Ivan broke a MAGIC EGG to remove Kastchei's spell.

© 1996 CLEARVIEW, INC. Printed in U.S.A.





6

 **More Favorite Music Stories, Volume 1**  
Reproducible Worksheet for use with *The Firebird*

Name \_\_\_\_\_ Date \_\_\_\_\_

### Matching Pictures and Words

Draw a line from the picture to the word that matches it.

egg

princess

feather

tree

© 1996 CLEARVIEW, INC. Printed in U.S.A.